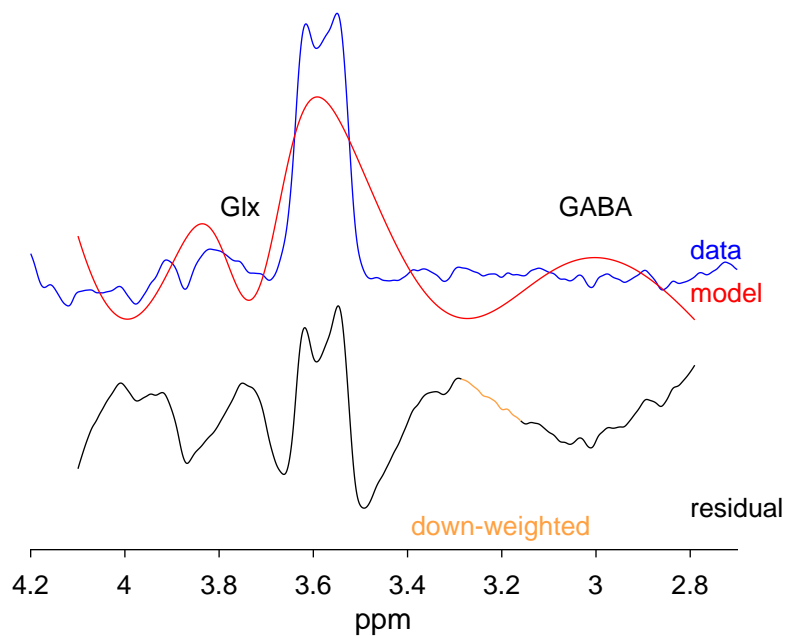


### Difference Spectrum and Model Fit



Filename: P46080.7

#### Area

GABA+: -2.57e-05

Glx: -6.12e-05

Water: 0.216

Cr: 3.2e-05

#### Linewidth

Water: 5.37 Hz

Cr: 4.91 Hz

#### SNR

Water: 445546

Cr: 64

#### Fit Error

GABA+,Water: 11.91%

GABA+,Cr: 27.59%

Glx,Water: 15.08%

Glx,Cr: 29.10%

#### Quantification

GABA+/Water: -4.45 i.u.


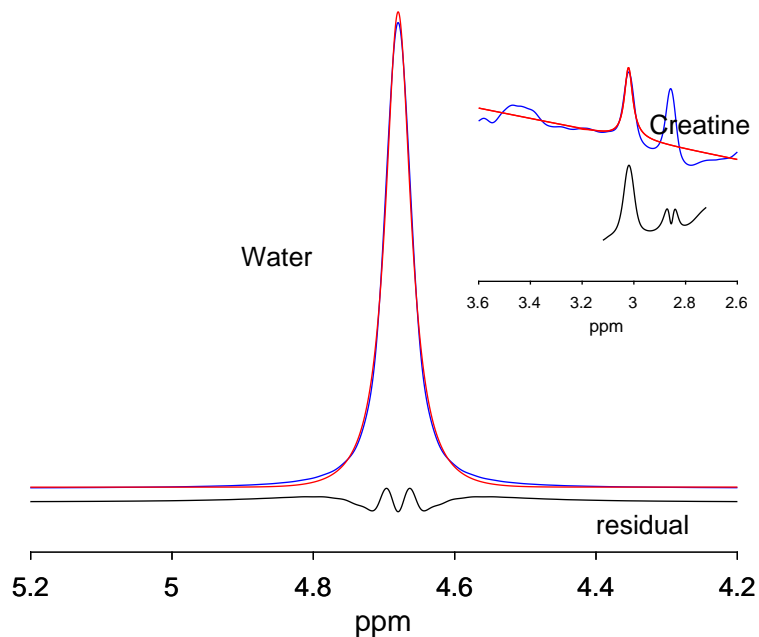
GABA+/Cr: -0.80

Glx/Water: -38.48 i.u.

Glx/Cr: -1.91

FitVer: 210405

### Reference Signals



3.2.0